

Wendy Lee

<http://creativeleeyours.com/>

wendy@creativeleeyours.com

A Little Thank You




Supplies needed:




**Terrific Toadstools
Photopolymer Stamp
Set (English)**
[164783]




**2024-2026 In Color™
8 1/2" X 11" Cardstock**
[163803]



**Basic White 8 1/2" X
11" Cardstock**
[159276]



**Basic Black 8-1/2" X
11" Cardstock**
[121045]



**2024-2026 In Color™
6" X 6" (15.2 X 15.2 Cm)
Designer Series Paper**
[163777]



Versamark Pad
[102283]



**Basics Wow!
Embossing Powder**
[165679]



**Brushed Brass
Butterflies**
[158136]



**Heat Tool (Us And
Canada)**
[129053]



**Embossing Additions
Tool Kit**
[159971]



Take Your Pick
[144107]



Paper Trimmer
[152392]



Bone Folder
[102300]



Stampin' Seal
[152813]



**Stampin'
Dimensionals**
[104430]

Project Recipe:

1. Additional supplies used can be found in my Amazon Favorite Things Shop at <https://amzn.to/46SfLQB>:

*Stamp Positioning Tool

Project Layers (Imperial)

- 4-1/4" x 8-1/2" CS
- 4" x 4" DSP
- 4-1/4" x 1/2" Basic Black CS
- 3" x 3" Basic White CS
- 2" x 4" DSP